




# COOKOUT

It's worth the wait



WEEK  
**THREE**  
APRIL 2024

SMALL GROUP  
**2-3**

## TODAY'S SUGGESTED SCHEDULE

### TODAY'S BIBLE STORY

**I Keep Forgettin'**  
Golden Calf  
Exodus 32:1-35

### TODAY'S BOTTOM LINE

When you have to wait,  
remember what's true.

### MONTHLY MEMORY VERSE

"Wait for the Lord. Be strong  
and don't lose hope. Wait  
for the Lord."  
Psalm 27:14, NIRV

### MONTHLY VIRTUE

Patience—Waiting until later  
for what you want now

### BASIC TRUTH

I can trust God no matter what.

### PRELUDE: Setting the tone for the experience

See the **Getting Ready** pages at the end of this document for a detailed description of what you'll need for today.

In the **Prelude** folder of your curriculum, you'll find a variety of other resources to help you prepare.

Check out our Pinterest page here <https://bit.ly/447HSZi> for a visual on some of the activities.

### SMALL GROUP

**15**  
MIN

#### SOCIAL: Providing time for fun interaction

Early Arriver  
Opening Activity

### LARGE GROUP

**35**  
MIN

#### STORY: Communicating God's truth in engaging ways WORSHIP: Inviting people to respond to God

Welcome/Opener  
Worship  
Bible Story  
Bottom Line  
Prayer  
Closer

### SMALL GROUP

**25**  
MIN

#### GROUPS: Creating a safe place to connect

Bible Story Review: Grill That Burger  
Application Activity: Serving Up Truth  
Memory Verse Activity: Remember What's True  
Prayer Activity: Pray and Dismiss


### HOME: Prompting action beyond the experience

Parent Cue Card (print or email)  
Devotionals for Kids  
Parent Cue App



# COOKOUT

It's worth the wait



WEEK  
**THREE**  
APRIL 2024

SMALL GROUP  
**2-3**

PRELUDE

SOCIAL

STORY

WORSHIP

GROUPS

HOME

PROVIDING TIME FOR FUN INTERACTION  
15 MINUTES

## MADE TO PLAY

an activity that encourages learning through following guidelines and working as a group



*Before kids arrive, take a few moments to pray for them. Pray for those who might be visiting your group for the first time. Reflect on any ways you've fallen short of showing patience this week. Ask for forgiveness and for the continued gift of growing in patience. Pray that during group time, your few would embrace and remember God's love and God's provision as truths to help them wait well.*

## TODAY'S BIBLE STORY

**I Keep Forgettin'**  
Golden Calf  
Exodus 32:1-35

*NOTE: Week 4 will require one empty water bottle for each kid. Continue asking leaders and others to save their bottles!*

## 1. EARLY ARRIVER

**WHAT YOU NEED:** Offering container and timer (stopwatch, smartphone app, etc.)

## TODAY'S BOTTOM LINE

**When you have to wait, remember what's true.**

### WHAT YOU DO:

- Welcome kids by name as they arrive!
- Invite kids who have brought an offering to put it in the offering container.
- As kids arrive, ask: "What is the best thing you ate this week?"
- When enough kids have arrived to get started, explain that you'll name a category to see how many items kids can think of in that category for one minute.
- Set the timer for one minute.
- Call out the first category. (See list below.)
- Invite kids to call out as many items as they can think of before the timer ends.
- Continue until all categories have been called out or as long as time allows.

## MONTHLY MEMORY VERSE

**"Wait for the Lord. Be strong and don't lose hope. Wait for the Lord."**  
Psalm 27:14, NIRV

### CATEGORIES:

- Condiments (or toppings)
- Drinks
- Cookout supplies
- Desserts
- People you would invite to a cookout
- Outdoor games
- Things not to bring to a cookout

## MONTHLY VIRTUE

**Patience—Waiting until later for what you want now**


## BASIC TRUTH

**I can trust God no matter what.**



# COOKOUT

It's worth the wait



WEEK  
**THREE**  
APRIL 2024

SMALL GROUP

**2-3**

PRELUDE

SOCIAL

STORY

WORSHIP

GROUPS

HOME

PROVIDING TIME FOR FUN INTERACTION  
15 MINUTES

## MADE TO CONNECT

an activity that invites kids to share with others and build on their understanding



## TODAY'S BIBLE STORY

**I Keep Forgettin'**  
Golden Calf  
Exodus 32:1-35

## TODAY'S BOTTOM LINE

**When you have to wait, remember what's true.**

## MONTHLY MEMORY VERSE

**"Wait for the Lord. Be strong and don't lose hope. Wait for the Lord."**  
Psalm 27:14, NIRV

## MONTHLY VIRTUE

**Patience—Waiting until later for what you want now**

## BASIC TRUTH

**I can trust God no matter what.**

## 2. OPENING ACTIVITY

**WHAT YOU NEED:** No supplies needed

**WHAT YOU DO:**

- Invite kids to sit in a circle.
- Choose a kid to go first.
- Ask the kid: "Would you like a cookout-themed truth or a cookout-themed dare?"
- Depending on the kid's answer, read the kid a truth or dare prompt. (The list is below.)
- Continue until all kids have had a turn choosing a truth or dare.
  - Repeat prompts, as needed.

Truth questions:

1. Tell us every topping you would like on a burger.
2. If you could invite any celebrity to your cookout, who would it be?
3. If you could design the menu at a cookout, what kind of food would you serve?
4. What is your least favorite cookout food?

Dares:

5. Imagine you are a cookout food by acting it out with no words. Let the group guess what you are.
6. Make up a song about ketchup and sing it for us.
7. If your name had to be a cookout food, what would you choose your name to be? (Instruct the rest of the kids to call you this name for the rest of your time together.)
8. Pretend you're a hot dog in a bun by putting your arms down to your side and hopping everywhere with your feet together.

**WHAT YOU SAY:**

"Well, that was certainly a fun way to get to know you all better! How did you decide if you would choose a truth or a dare? *(Invite responses.)* **[Transition]** Today in Large Group, we're going to hear about why it's so important to choose the truth when it comes to waiting."

Lead your group to the Large Group area.



# COOKOUT

It's worth the wait



WEEK  
**THREE**  
APRIL 2024

SMALL GROUP  
**2-3**

PRELUDE

SOCIAL

STORY

WORSHIP

GROUPS

HOME

CREATING A SAFE PLACE TO CONNECT  
25 MINUTES

## MADE TO MOVE

an activity that increases the oxygen in the brain and taps into the energy in the body



## TODAY'S BIBLE STORY

**I Keep Forgettin'**  
Golden Calf  
Exodus 32:1-35

## TODAY'S BOTTOM LINE

**When you have to wait, remember what's true.**

## MONTHLY MEMORY VERSE

**"Wait for the Lord. Be strong and don't lose hope. Wait for the Lord."**  
Psalm 27:14, NIRV

## MONTHLY VIRTUE

**Patience—Waiting until later for what you want now**

## BASIC TRUTH

**I can trust God no matter what.**

## \* 1. GRILL THAT BURGER

[TALK ABOUT GOD | BIBLE STORY REVIEW]

**WHAT YOU NEED:** "Grill That Burger" Activity Page, "The Grill" Activity Page, blindfold, and tape

### WHAT YOU DO:

- Use the tape to hang the grill sign from the "The Grill" Activity Page on any wall of your space.
- Instruct the kids to line up about ten feet away (or as far away as possible) from the grill.
- Give each kid a burger patty cutout from the "Grill That Burger" Activity Page.
- Give each kid a loop of tape to stick on the back of their burger patty.
- One by one, blindfold the kids, slowly spin them once, and instruct them to attempt to stick their burger on the grill.
- If a kid gets their burger on the center of the grill, direct them to return to the group and move to the end of the line.
- If a kid does not get their burger successfully in the center of the grill, ask them a review question (below) before directing them to the end of the line.
- Continue until all review questions have been answered correctly and each kid has had the chance to stick their burger patty on the grill.


Review questions:

1. Who did God choose to lead the Israelites out of Egypt? (*Moses*)
2. When the Israelites were camping near Mt. Sinai, what did God tell Moses to remind the people? (*Answers may vary; to remember how God rescued them, to obey God's commandments, to be God's holy nation*)
3. How did the Israelites respond? (*They agreed to do everything God had said.*)
4. Why did God call Moses away from the Israelites and up to the mountain? (*God wanted to give them a special set of rules to follow.*)
5. How long were Moses and Joshua up on the mountain? (*40 days and nights*)
6. How did the Israelites feel when they were waiting so long? (*They felt impatient, forgetting all God had done for them.*)
7. What did the Israelites ask Aaron to do when Moses was up on the mountain? (*They asked him to make them a god to lead them.*)
8. How did Aaron respond? (*Aaron melted the people's gold earrings to form a statue of a golden calf.*)
9. How did Moses first react when he returned and saw what the people were doing? (*Moses was very angry. He threw the stone tablets with the special rules down, and they broke.*)
10. Even though the Israelites were impatient and seemed to forget what God had done, how did God respond even though they turned away? (*God remained faithful and continued to provide for them on their journey to the land promised to them.*)



# COOKOUT

It's worth the wait



WEEK  
**THREE**  
APRIL 2024

SMALL GROUP

**2-3**

PRELUDE

SOCIAL

STORY

WORSHIP

GROUPS

HOME

CREATING A SAFE PLACE TO CONNECT  
25 MINUTES

## (1. GRILL THAT BURGER, CONTINUED)

### WHAT YOU SAY:


"When you were blindfolded and spun around, it was easy to forget where the grill was located during our game. Many of you lost sight of the path you planned to be on! In our story today, the Israelites forgot what God had done for them. They became so impatient while waiting for Moses that they forgot all the ways God had already provided for them by bringing them out of Egypt. In the midst of their impatience, they forgot to trust that God would lead them.

"When we grow impatient, it's easy for us to also lose track of God's truths and make unwise choices. Like, getting angry instead of calmly waiting. Or, saying something hurtful to someone taking too long. Our story today shows us that there is a wise way and a wrong way to wait. We can allow our impatience to take over and cause harm, or we can let God's truths lead us in our waiting. **When you have to wait, remember what's true.**"



# COOKOUT

It's worth the wait



WEEK  
**THREE**  
APRIL 2024

SMALL GROUP

**2-3**

PRELUDE

SOCIAL

STORY

WORSHIP

GROUPS

HOME

CREATING A SAFE PLACE TO CONNECT  
25 MINUTES

## MADE TO IMAGINE

an activity that promotes empathy and facilitates biblical application through role-play and reenactment



## 2. SERVING UP TRUTH

[LIVE FOR GOD | APPLICATION ACTIVITY]

**WHAT YOU NEED:** "Serving Up Truth" Activity Page, scissors, and glue sticks

### WHAT YOU DO:

- Divide kids into groups of 2 or 3.
- Give each kid a "Serving Up Truth" Activity Page.
- Set out scissors and glue sticks near each group for them to share.
- Direct the kids to cut out the foods on the bottom of the "Serving Up Truth" Activity Page.
- Instruct the kids to work together with their group to take turns reading each scenario at the top of the "Serving Up Truth" Activity Page, then decide which truth from the bottom best fits the scenario.
- Direct the kids to glue the cookout food/promise on the corresponding plate near each scenario.

## TODAY'S BIBLE STORY

**I Keep Forgettin'**  
Golden Calf  
Exodus 32:1-35

## TODAY'S BOTTOM LINE

**When you have to wait, remember what's true.**

## MONTHLY MEMORY VERSE

**"Wait for the Lord. Be strong and don't lose hope. Wait for the Lord."**  
Psalm 27:14, NIRV

## MONTHLY VIRTUE

**Patience—Waiting until later for what you want now**

## BASIC TRUTH

**I can trust God no matter what.**

### WHAT YOU SAY:

"Way to work together to serve up God's truth in each of those situations. Can anyone share the truth they used in situation 1? (*Invite kids to respond. Do the same for situations 2-4. Some answers may vary. Invite kids to share why they chose what they did.*)

"Great job remembering God's truth for each of those situations. This is exactly what we can do in our everyday lives when facing times of waiting. **When you have to wait, remember what's true.** Next time you have to wait, take time to focus on what's true. Think of the ways that God has helped you before.


"What are some ways God has helped you before in your life? (*Invite responses.*) Remember that God loves you no matter what, and that God is always with you while you wait. God has also put people in your life to help you while you wait. Who are some people who can help you?" (*Invite responses.*)

**[Make it Personal]** (*Share about a time you chose to remember God's truths when facing a season of waiting. Talk about what you chose to focus on or who God brought into your life to help you through that time.*)



# COOKOUT

It's worth the wait



WEEK  
**THREE**  
APRIL 2024

SMALL GROUP  
**2-3**

PRELUDE

SOCIAL

STORY

WORSHIP

GROUPS

HOME

CREATING A SAFE PLACE TO CONNECT  
25 MINUTES

## MADE TO PLAY

an activity that encourages learning through following guidelines and working as a group



## 3. REMEMBER WHAT'S TRUE [HEAR FROM GOD | MEMORY VERSE ACTIVITY]

**WHAT YOU NEED:** Bibles, "Memory Verse Challenge" Activity Page, and prepared plastic cups

### WHAT YOU DO:

- Make sure each kid has a Bible.
- Guide kids to look up the Memory Verse using the Bible Navigation Tips below.

## TODAY'S BIBLE STORY

**I Keep Forgettin'**  
Golden Calf  
Exodus 32:1-35

***Finding verses with 2nd and 3rd graders:** Guide them to open their Bibles to the front and find the table of contents. (Hold up a Bible opened to the table of contents to show the kids what the page looks like.) When the kids find the table of contents, lead them to find Psalms in the list under "Old Testament." When the kids find Psalms, lead them to look at the page number beside the word. Explain that the number tells them on what page they can find Psalms. Help the kids find the page. When they find Psalms, explain that the big numbers on the page are the chapter numbers. Help them find chapter 27. Explain that the small numbers are verse numbers. Help them find verse 14 in chapter 27.*

## TODAY'S BOTTOM LINE

**When you have to wait, remember what's true.**

- Review the Memory Verse together a few times as a group.
- Divide your group into two teams.
- Instruct each team to gather with their teammates on one side of your group space.
- Place a plastic cup full of the strips from the "Memory Verse Challenge" Activity Page across from each group on the other side of the small group space.
- Direct each team to one by one run to the cup, grab a strip of paper, and complete the challenge that's written.
- Once a kid completes their action, direct them to bring the strip of paper with the word/phrase from the Memory Verse back to their group.
- Once they return, instruct the team to send a new kid from their team to do the same.
- Direct the kids who are waiting to begin forming their Memory Verse in order as the team retrieves more and more words.
  - Point out the numbers on the verse slips if they need a hint.
- After each team has retrieved a few words, tell the teams that they can continue getting more words, or if they know the Memory Verse by heart, they can choose to say it to you without retrieving the rest of the words.
- The first team to say the Memory Verse to you (whether memorized or by reading it from their game words), wins!

## MONTHLY MEMORY VERSE

**"Wait for the Lord. Be strong and don't lose hope. Wait for the Lord."**  
Psalm 27:14, NIRV

## MONTHLY VIRTUE

**Patience—Waiting until later for what you want now**

## BASIC TRUTH

**I can trust God no matter what.**


### WHAT YOU SAY:

"It may have been hard to wait and find out the next Memory Verse word or phrase your team was going to bring back. But some of you remembered the words without even needing help. This is the power of knowing God's truth. We won't always have our Bibles around us when we're growing impatient, so knowing God's Word can help us anywhere and anytime.



# COOKOUT

It's worth the wait



WEEK  
**THREE**  
APRIL 2024

SMALL GROUP

**2-3**

PRELUDE

SOCIAL

STORY

WORSHIP

GROUPS

HOME

CREATING A SAFE PLACE TO CONNECT  
25 MINUTES

### (3. REMEMBER WHAT'S TRUE, CONTINUED)


"Let's say our verse together one more time. (Say the Memory Verse out loud together as a group.) This week: **When you have to wait, remember what's true** by thinking about how this verse encourages us to stay strong and have hope as we wait for the Lord."





# COOKOUT

It's worth the wait



WEEK  
**THREE**  
APRIL 2024

SMALL GROUP  
**2-3**

PRELUDE

SOCIAL

STORY

WORSHIP

GROUPS

HOME

CREATING A SAFE PLACE TO CONNECT  
25 MINUTES

## MADE TO REFLECT

an activity that creates space for personal understanding and application



## TODAY'S BIBLE STORY

**I Keep Forgettin'**  
Golden Calf  
Exodus 32:1-35

## TODAY'S BOTTOM LINE

**When you have to wait, remember what's true.**

## MONTHLY MEMORY VERSE

**"Wait for the Lord. Be strong and don't lose hope. Wait for the Lord."**  
Psalm 27:14, NIRV

## MONTHLY VIRTUE

**Patience—Waiting until later for what you want now**

## BASIC TRUTH

**I can trust God no matter what.**

## 4. PRAY AND DISMISS [PRAY TO GOD | PRAYER ACTIVITY]

**WHAT YOU NEED:** Small ball

### WHAT YOU DO:

- Invite the group to sit together in a circle.
- Join the circle yourself while holding the ball.
- Pass the ball to the kid on your right, and say something that is true about God.
- Instruct that kid to continue the action: to pass the ball to the kid on their right and say something true about God.
  - If the kids are stumped, offer suggestions of things they can share.
  - They can share things like God loves you, God will always be with you, God is always working for good, etc.
- Continue until the ball has traveled all the way around the circle, back to you.
- Close your group time in prayer.

### WHAT YOU SAY:


"Dear God, thank You for the gift of patience. We know that as believers in Jesus, You have given us the Holy Spirit to help us when we wait. We know that the Holy Spirit can help us remember Your truths when we find it hard to be patient. You don't leave us alone in finding strength and joy, but have made a way for patience to be possible. No matter what we find ourselves facing this week, help us be confident in knowing that **when you have to wait, remember what's true.** We love You and we pray these things in Jesus' name. Amen."

As adults arrive to pick up, ask kids to show and explain their "Serving Up Truth" Activity Page.



# COOKOUT

It's worth the wait



WEEK  
**THREE**  
APRIL 2024

SMALL GROUP

**2-3**

PRELUDE

SOCIAL

STORY

WORSHIP

GROUPS

HOME

## GETTING READY

HERE'S EVERYTHING YOU NEED TO KNOW TO GET READY FOR THIS WEEK

### SOCIAL: PROVIDING TIME FOR FUN INTERACTION (15 MINUTES)

Welcome kids and spend time engaging in conversation and catching up. Get ready to experience today's story.

**(Choose one or both of these activities.)**

#### 1. EARLY ARRIVER

**Made to Play:** an activity that encourages learning through following guidelines and working as a group

**WHAT YOU NEED:**

- Offering container
- Timer (stopwatch or smart phone app, etc.), one for each Small Group

#### 2. OPENING ACTIVITY

**Made to Connect:** an activity that invites kids to share with others and build on their understanding

**WHAT YOU NEED:**

- No supplies needed

### GROUPS: CREATING A SAFE PLACE TO CONNECT (25 MINUTES)

Create a safe place to connect and learn how the Bible story applies to real life experiences, through interactive activities and discussion questions.

**(Choose as many of these activities as you like.)**

\* If you don't have time to do all these activities, be sure to do activity #1.

#### \* 1. GRILL THAT BURGER

[TALK ABOUT GOD | BIBLE STORY REVIEW]

**Made to Move:** an activity that increases the oxygen in the brain and taps into the energy in the body

**WHAT YOU NEED:**

- Print "Grill That Burger" Activity Page on paper and cut out, one burger for each kid
- Print "The Grill" Activity Page on paper, one for each Small Group
- Blindfolds, one for each Small Group
- Painter's tape, one roll for each Small Group

#### 2. SERVING UP TRUTH

[LIVE FOR GOD | APPLICATION ACTIVITY]

**Made to Imagine:** an activity that promotes empathy and facilitates biblical application through role-play and reenactment

**WHAT YOU NEED:**

- Print "Serving Up Truth" Activity Page on paper, one for each kid
- Scissors, one for every 2-3 kids
- Glue sticks, one for every 2-3 kids

#### 3. REMEMBER WHAT'S TRUE

[HEAR FROM GOD | MEMORY VERSE ACTIVITY]

**Made to Play:** an activity that encourages learning through following guidelines and working as a group

**WHAT YOU NEED:**

- Bibles, one for each kid
- Print "Memory Verse Challenge" Activity Pages double-sided on paper and cut apart, two sets for each Small Group
- Plastic cups, two for each Small Group
  - Before group time, cut apart the two sets of strips from the "Memory Verse Challenge" Activity Page.
  - Put each set of strips in two separate cups.

#### 4. PRAY AND DISMISS

[PRAY TO GOD | PRAYER ACTIVITY]

**Made to Reflect:** an activity that creates space for personal understanding and application

**WHAT YOU NEED:**

- Small ball, one for each Small Group

NOTE: Week 4 will require one empty water bottle for each kid. Continue asking leaders and others to save their bottles!

#### HOME: PROMPTING ACTION BEYOND THE EXPERIENCE

- Print on cardstock or email this week's devotionals and Parent Cue cards.
- Tell parents about our additional family resource: **Parent Cue app.**